



# NEWSLETTER



## INSIDE THIS ISSUE

### BASIC LAPAROSCOPIC SKILLS WORKSHOP FOR SURGICAL TRAINEES

SLAMADS conducted the 19th Basic Laparoscopic Skills Workshop for Surgical Trainees in October 2025...**Page 10**



### SLAMADS AT SLSC 2025 **Page 12**

## IN MEMORIUM – DR V SUTHARSHAN

A LUMINARY OF LAPAROSCOPIC SURGERY AND  
A PILLAR OF SURGICAL FRATERNITY.....**PAGE 5**

# CONTENTS

<b>PRESIDENT'S MESSAGE</b> Dr Rasitha Manatuga	<u>Page 3</u>
<b>IN MEMORIUM</b> Dr V Sutharshan - A Luminary of Laparoscopic Surgery and a Pillar of Surgical Fraternity Prof S Rajendra	<u>Page 5</u>
<b>SLAMADS IN THE GLOBAL ARENA:</b> Consolidating Sri Lanka's presence in Minimal Access Surgery	<u>Page 7</u>
<b>THE EVOLVING LANDSCAPE OF SURGICAL TREATMENT FOR BENIGN PROSTATIC OBSTRUCTION (BPO)</b> Dr Shehan Ratnayake	<u>Page 10</u>
<b>BASIC LAPAROSCOPIC SKILLS WORKSHOP FOR SURGICAL TRAINEES</b>	<u>Page 15</u>
<b>SLAMADS AT SRI LANKA SURGICAL CONGRESS 2025</b>	<u>Page 17</u>
<b>BASIC LAPAROSCOPIC SKILLS COURSE FOR MEDICAL OFFICERS</b>	<u>Page 19</u>
<b>ROBOTICS ERAS+ AI AND DIGITAL</b>	<u>Page 23</u>
<b>MONTHLY WEBINARS</b>	<u>Page 24</u>
<b>SLAMADS I-SCOPE VIDEO COMPETITION</b>	<u>Page 25</u>

# PRESIDENT'S MESSAGE

Dr Rasitha Manatunga

My dear friends,

Since its inception in 2020, Sri Lanka Association of Minimal Access and Digital Surgeons (SLAMADS) has established itself as the leading association in the field of minimal access surgery in Sri Lanka. The objective of SLAMADS at its commencement was to improve the standards of minimal access surgery in the country in par with the rest of the world, to deliver standard surgical care to patients throughout the island. We were able to achieve this goal so far despite the hardships our country went through during the past few years and the untimely demise of former president Dr. V. Sutharshan.



**SLAMADS has over 150 members spanning all surgical specialities**

SLAMADS has over 150 members comprising of surgeons of all sub-specialties including General, Gastrointestinal, Oncological, Plastic, Genitourinary, Orthopedic, Cardiac, Thoracic and Neurological Surgery. Moreover, there are a number of specialists in Gynaecology, Radiology, Cardiology, and a few other fields who are interested in and actively practicing minimal access procedures. Our membership expands beyond the borders, as many practicing surgeons from overseas hold the membership as well.



During the last 5 years, we have made substantial strides in forming academic collaborations with many international associations with similar interests, including Association of Laparoscopic & Robotic Surgeons of Great Britain & Ireland (ALSGBI), Association of Minimal Access Surgeons of India (AMASI), Endoscopic and Laparoscopic Surgeons of Asia (ELSA) and Korean Society of Endo-Laparoscopic & Robotic Surgery (KSERS).

Through these collaborations, we were able to enhance the knowledge and skills of local surgeons and trainees, while reciprocally, many of our SLAMADS members also participated in numerous international conferences as resource personnel and speakers, and shared their expertise internationally.

Continuous academic programs conducted by SLAMADS has immensely helped to advance clinicians' practice in minimal access procedures.

Monthly webinars were conducted by both local and foreign experts on a wide range of topics, which were highly successful and attended by a large number of participants.

Furthermore, we conducted several live-operative surgical workshops in all four corners of the island, which were instrumental for surgeons in the periphery to update their knowledge and skill in minimal access surgery.

Basic laparoscopic and endoscopic courses for surgical trainees was made a mandatory pre-requisite by the Post Graduate Institute of Medicine (PGIM) for the MD-Surgery examination. These courses deliver basic understanding and skill to young surgical trainees.

Additionally, basic laparoscopic course for grade medical officers is yet another highly successful course organised by SLAMADS since 2024. So far, we have conducted 4 such workshops in different locations in the country, which were attended by more than 150 medical officers and nurses. This course has assisted surgeons working in the periphery to get their junior staff trained in laparoscopy, especially in hospitals where surgical trainees are not present.

Over the years, SLAMADS has significantly contributed to the annual academic sessions of the College of Surgeons of Sri Lanka in numerous ways, such as organising live-operative workshops, symposia, plenaries, debates and video competitions, involving regional and international experts on various fields of minimal access surgery.



**Academic collaborations have been made with many international associations including ALSGBI, AMASI, ELSA and KSERS**

SLAMADS website and newsletter has been instrumental in delivering its academic articles and activities among the membership and beyond.

As SLAMADS has shown a remarkable progress within the last 5 years, I wish to convey my heartfelt gratitude to Professor Bawantha Gamage, the pioneer and the founder president, for his visionary leadership, and to the late president Dr. V. Sutharshan for his untiring contributions, and also to the office bearers and council members for empowering SLAMADS to reach new heights.

With healthcare rapidly evolving in this digital era, we will be working tirelessly with our partners and membership, to raise the bar and set a new benchmark of minimal access surgery in Sri Lanka.

Thank you

**Dr Rasitha Manatunga**  
**President, SLAMADS**



# Dr V Sutharshan- A Luminary of Laparoscopic Surgery and a Pillar of Surgical Fraternity

Prof S Rajendra

A brilliant Consultant Surgeon at Teaching Hospital Jaffna, Dr. Sutharshan was not just a surgeon but a visionary, a pioneering force, and a dedicated teacher whose untimely demise has left an irreplaceable void in the surgical landscape of Sri Lanka.

Dr. Sutharshan was a surgeon of exceptional calibre, renowned nationally for his immense skill and expertise in laparoscopic surgery. He was a true pioneer in the Northern Province, fearlessly venturing into complex surgical terrain. It was under his skilled hands that many difficult and advanced laparoscopic procedures were performed for the first time in Jaffna, bringing cutting-edge, minimally invasive care to the people of the region and elevating the standard of surgical practice. His work demonstrated that excellence knows no geographical bounds and inspired a generation of surgeons to aim higher.

His contributions extended far beyond the operating theatre. A passionate academic, Dr. Sutharshan believed fervently in the sharing of knowledge and the collective advancement of the profession. His leadership was instrumental in guiding several key academic bodies.

He served with distinction as the President of Northern Chapter of College of Surgeons of Sri Lanka, Jaffna Medical Association and the Sri Lanka Association of Minimal Access and Digital Surgeons, where he tirelessly worked to foster dialogue, learning, and innovation among his peers.

As an educator, he was unparalleled. He dedicated himself to nurturing the next generation of surgeons, training countless postgraduate surgical trainees with patience and wisdom.

To medical students, he was an excellent teacher who could demystify complex surgical principles, making them accessible and engaging. His commitment to education was further evidenced by his active participation in both undergraduate and postgraduate examinations, ensuring the upholding of high standards for future doctors and specialists.

Dr. Sutharshan was also the driving force behind numerous seminars and workshops on a wide array of surgical management including trauma care, minimal access surgery and surgical endoscopy. His impeccable organisational skills and zeal for collaborative learning made these events a significant success, providing invaluable platforms for continuous professional development across the island.

To us at the College of Surgeons of Sri Lanka, Dr. Sutharshan was more than a member; he was a pillar of our community. His insightful contributions, unwavering dedication, and gentle yet firm presence enriched every discussion and endeavour.

We have lost not only a master surgeon but also a great leader, a generous mentor, and a wonderful human being. His legacy, however, will continue to live on in the skills he imparted to his trainees, the patients whose lives he transformed, and the advanced surgical protocols he established in Jaffna.

Rest in Peace my dear friend, Dr. Sutharshan. Your scalpels are still, but your lessons continue to cut through the darkness, guiding us forward.

**PROF. S. RAJENDRA  
TEACHING HOSPITAL  
JAFFNA**

# SLAMADS IN THE GLOBAL ARENA; CONSOLIDATING SRI LANKA’S PRESENCE IN MINIMAL ACCESS SURGERY

SLAMADS has played a pivotal role in continuing to bring Sri Lanka to the forefront of the global surgical arena through active and avid participation of members as resource personnel at major international surgical events.

A highlight of this year has been the strengthening of longstanding and fruitful collaboration between SLAMADS and the Association of Minimal Access Surgeons of India (AMASI). This partnership was prominently showcased at AMASICON 2025, held in Jaipur, India, where SLAMADS members made significant academic contributions as invited faculty, reflecting a shared commitment to advancing minimal access surgery within the region.

In parallel with academic activities, SLAMADS representatives Dr. Chathuranga Keppetiyagama and Dr. M. A. C. Lakmal, held a productive meeting with AMASI officials, resulting in several key collaborative outcomes, namely: complementary registration for SLAMADS resident trainees at AMASICON 2026, Kolkata; article submissions from SLAMADS members for the upcoming journal of AMASI; conducting AMASI fellowship courses and live-surgery workshops in Sri Lanka. Further discussions explored opportunities for training observerships for Sri Lankan trainees at Indian centers, AMASI faculty participation at future SLAMADS and College of Surgeons conferences, with the possibility of hosting a South Asian regional surgical meeting in Sri Lanka in 2027.



## AMASICON 2025

Dr. Chathuranga Keppetiyagama and Dr. M. A. C. Lakmal along with AMASI officials and delegation from Nepal

SLAMADS is particularly proud to announce a remarkable individual achievement of its member at a global platform. For the second consecutive year, Professor Bawantha Gamage was awarded the prestigious prize for the Best Laparoscopy Video at Amasiclick video competition 2025. This year's award recognized a left laparoscopic adrenalectomy performed in a patient with situs inversus totalis (SIT); the first reported case of its kind, showcasing the caliber of world-class skill and expertise of an esteemed member of SLAMADS.

Further extending its international engagement, a team of SLAMADS members served as resource personnel at the first-ever Laparoscopic Surgical Conference in Bhutan, held on the 26th and 27th September 2025. During the inauguration ceremony, Professor Bawantha Gamage emphasized that SLAMADS, under the umbrella of the College of Surgeons of Sri Lanka, remains committed to regional capacity building, and is equipped to offer training fellowships in minimal access surgery for Bhutanese surgical trainees.



**Professor Bawantha Gamage was awarded the prestigious prize for the Best Laparoscopy Video at Amasiclick video competition 2025**

Following this, Professor Bawantha Gamage, Dr. Chathuranga Keppetiyagama, and Dr. Manjula Pathirana further represented SLAMADS as faculty at the 21st World Congress of Endoscopic Surgeons (WCES), which also served as the 17th Asia Pacific Endo-Laparoscopic Surgeons (ELSA) congress, reinforcing the association's growing presence at prestigious international surgical education platforms.

In addition, Professor Bawantha Gamage also served as a resource person at the GEM Laparoscopy – 10th MIS Carnival, contributing to high-level discussions and knowledge exchange in minimally invasive surgery.



**Laparoscopic Surgical Conference – Bhutan 2025**



## WCES/ELSA 2025

Prof. Bawantha Gamage

## WCES/ELSA 2025

Dr. Chathuranga Keppetiyagama



## WCES/ELSA 2025

Dr. Manjula Pathirana

## GEM laparoscopy – 10<sup>th</sup> MIS carnival

Prof. Bawantha Gamage



Collectively, these remarkable achievements underscore the ever expanding role of SLAMADS in the global fields of surgical education, innovation and collaboration, firmly positioning Sri Lanka as a respected contributor to the advancement of minimal access and digital surgery in South Asia and beyond.

# THE EVOLVING LANDSCAPE OF SURGICAL TREATMENT FOR BENIGN PROSTATIC OBSTRUCTION (BPO)

**Shehan Ratnayake**

*Senior Registrar in Urology, National Hospital of Sri Lanka*

Bladder outlet obstruction (BOO) secondary to benign prostatic obstruction (BPO) is a ubiquitous condition among ageing men, with a significant negative impact on quality of life due to the associated lower urinary tract symptoms (LUTS).

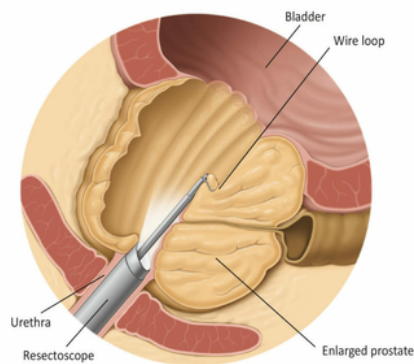
The global lifetime risk of developing benign prostatic hyperplasia (BPH) is estimated at 27.29% from the age of 40 years to death. With an ageing population and increasing life expectancy, this translates into a substantial and growing population of affected men. As age advances, comorbidities accumulate and performance status declines; consequently, patients with BPO are often older and medically complex.

The majority of patients with LUTS secondary to BPO are managed with lifestyle modifications and pharmacological therapy. Surgical intervention is pursued in a subset of patients with BPO, who have refractory or recurrent urinary retention, complicated retention (including recurrent urinary tract infections, bladder stones, or bladder diverticula), high-pressure chronic retention, and failure or intolerance of medical therapy.

## Evolution of Surgical Treatment

Historically, treatment of BPO centred on open prostatectomy, which, although effective, was associated with significant haemorrhage, morbidity, and mortality. Over time, advances in surgical techniques has transformed management strategies of BPO.

Monopolar transurethral resection of the prostate (M-TURP) has undergone substantial refinement since its introduction and is currently regarded as the reference technique for surgical treatment of BPO. The emergence of newer techniques for the management of LUTS is ever-expanding the armamentarium of surgical modalities for BPO, while offering varying degrees of efficacy, durability, and side-effect profiles



© 2018 patients.uroweb ALL RIGHTS RESERVED

*Trans Urethral Resection of Prostate (TURP)*

### Classification of Surgical Techniques

<b>Resection</b>	Transurethral resection of the prostate (TURP)
<b>Enucleation</b>	Open prostatectomy Bipolar and laser enucleation Minimally invasive simple prostatectomy
<b>Vaporization</b>	Bipolar and laser vaporization of the prostate
<b>Alternative ablative techniques</b>	Aquablation (AquaBeam™) Prostatic artery embolization (PAE) Convective water vapour energy (WAVE) ablation (Rezūm™)
<b>Non-ablative techniques</b>	Prostatic urethral lift (PUL - UroLift™) Temporary Implantable Nitinol Device (iTIND)

#### Resection Techniques

##### Transurethral Resection of the Prostate (TURP)

Transurethral resection of the prostate involves removal of prostatic tissue from the transitional zone, resulting in reduction of prostate volume and improvement in bladder outlet obstruction. Based on the energy source used, TURP is classified as monopolar (M-TURP) or bipolar (B-TURP).

Both monopolar and bipolar TURP provide substantial and durable improvements in symptom scores and urodynamic parameters on long-term follow-up. The risk of complications increases with increasing prostate size. Monopolar TURP is safest when operative time is limited to under 90 minutes and is generally recommended for prostates measuring 30–80 mL. Bipolar TURP offers an improved peri-operative safety profile, including elimination of TUR syndrome.

##### Transurethral Incision of the Prostate (TUIP)

For prostates smaller than 30 mL, TUIP without tissue resection provides symptomatic relief comparable to TURP, with significantly lower rates of retrograde ejaculation. However, it is associated with higher reoperation rates.

#### Enucleation Techniques

##### Open Simple Prostatectomy

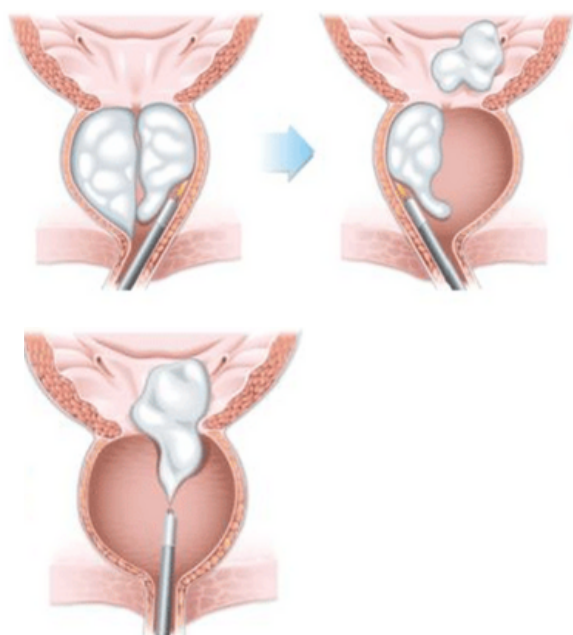
Open prostatectomy is based on enucleation of the prostatic adenoma and may be performed transvesically (Freyer procedure) or retropubically (Millin procedure). Although highly effective, durable, and associated with a significant reduction in mortality over the past two decades due to improved surgical techniques, it remains the most invasive surgical option for BPO.

### Minimally Invasive Simple Prostatectomy (MISP)

Minimally invasive simple prostatectomy is an extension of open simple prostatectomy using laparoscopic (LSP) or robotic-assisted (RASP) approaches and represents an effective alternative for very large prostates.

### Transurethral Enucleation

Transurethral enucleation using bipolar energy (B-TUEP), Holmium laser (HoLEP), or Thulium laser (ThuLEP) is increasingly adopted. These techniques offer efficacy comparable to TURP, with laser enucleation demonstrating superior peri-operative safety, particularly in large prostates (>80 cc): including shorter catheterization time, reduced hospital stay, and lower transfusion rates. Long-term complication rates are comparable to TURP and HoLEP, in particular, is emerging as a strong candidate for a new standard of care in BPO surgery.



Trans Urethral Enucleation of Prostate

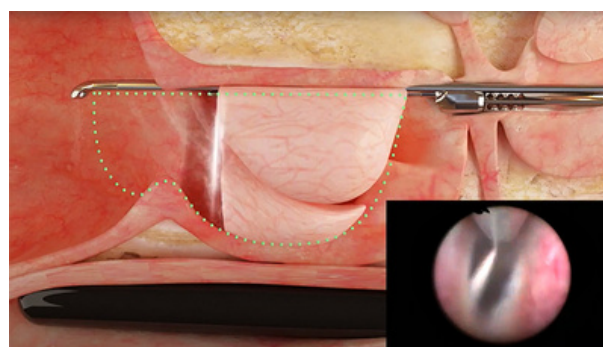
### Vaporization Techniques

Vaporization of the prostate can be achieved using bipolar energy to generate a plasma field (B-TUVP) or laser-based photo-selective vaporization (PVP). These techniques offer symptom relief comparable to TURP, with shorter hospital stay and catheterization duration. Laser vaporization demonstrates superior haemostatic properties and is particularly suitable for patients receiving antiplatelet or anticoagulant therapy.

### Alternative Ablative Techniques

#### Aquablation

Aquablation (AquaBeam™) is an image-guided robotic waterjet ablation technique based on hydrodissection, which removes prostatic parenchyma while sparing the collagenous capsule and blood vessels. Under real-time transrectal ultrasound guidance, a high-velocity saline jet ablates tissue without thermal injury. Aquablation is non-inferior to TURP in terms of efficacy and has a comparable safety profile, with lower rates of ejaculatory dysfunction (approximately 10% vs. 36%). However, higher surgical retreatment rates compared to TURP have been reported.



Aquablation (AquaBeam™)

### Prostatic Artery Embolization (PAE)

PAE involves selective embolization of the prostatic arterial supply and is performed as a day-case procedure under local anaesthesia. Although less effective than TURP, it is associated with less blood loss and shorter catheterization and hospital stay.

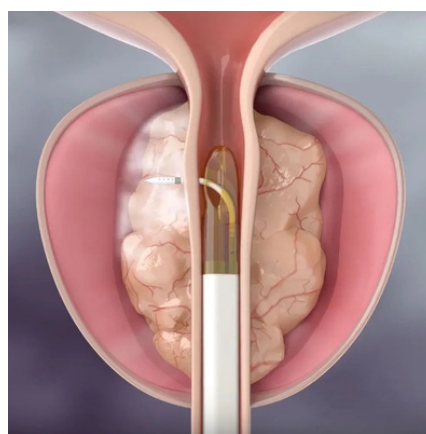
### Convective Water Vapour Energy (Rezūm™)

Convective water vapour energy ablation uses thermal energy from water vapour to induce cellular necrosis and prostate volume reduction. It is performed as an office-based procedure under local anaesthesia. While further comparative data are required for its efficacy, it demonstrates a favourable adverse-effect profile with preservation of erectile and ejaculatory function.

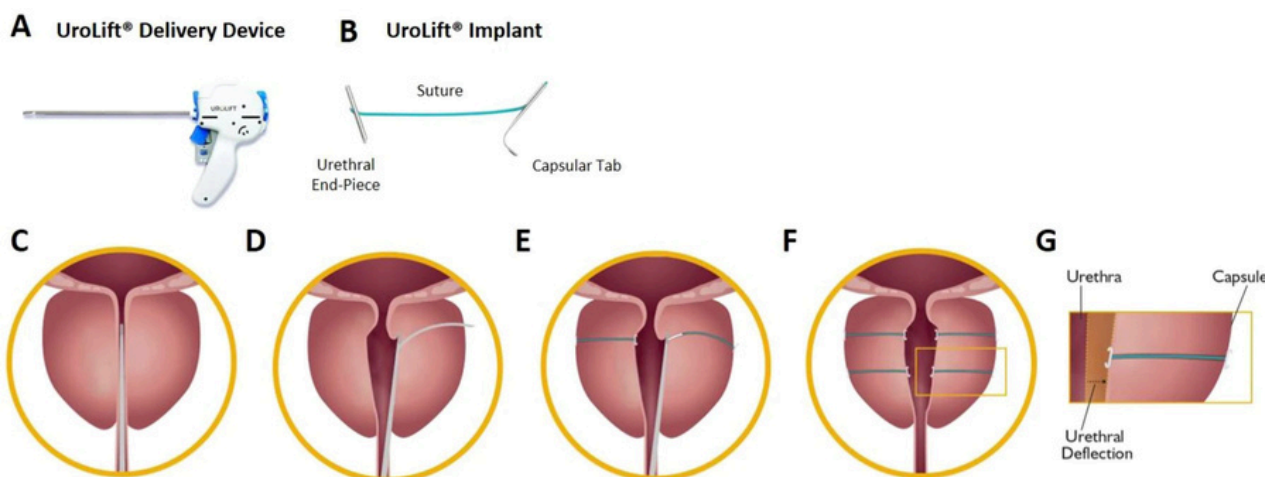
### Non-Ablative Techniques

#### Prostatic Urethral Lift (PUL- UroLift™)

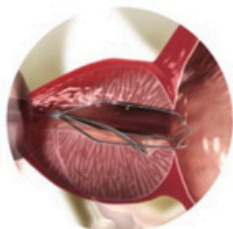
PUL uses permanent suture-based implants delivered cystoscopically to compress the lateral lobes, thereby widening the prostatic urethra. While less effective than TURP, PUL preserves erectile and ejaculatory function and is a suitable alternative for men with prostates <80 cc without a median lobe who prioritise sexual function preservation.



Convective Water Vapour Energy (Rezūm™)



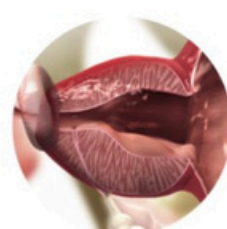
Prostatic Urethral Lift (PUL- UroLift™)



Device can be inserted in doctor's office



The device gradually reshapes the prostate



After 5-7 days, the iTind™ device is completely removed

*Temporary Implantable Nitinol Device (iTIND)*

### **Temporary Implantable Nitinol Device (iTIND)**

The iTIND device consists of three elongated nitinol struts and an anchoring leaflet deployed under direct vision. Tissue compression results in ischaemic necrosis and a Turner-Warwick type incision of the prostate and bladder neck. The device is removed after five days in an outpatient setting. Although less effective than TURP, it demonstrates a favourable safety profile with preservation of erectile and ejaculatory function.

With an expanding range of surgical options for the treatment of BPO, it is important to recognise that it is a functional surgery for a benign condition. Durable symptomatic relief, rather than complete removal of all hyperplastic tissue, combined with an acceptable safety profile, remains the cornerstone of management. Emerging Minimally Invasive Surgical Therapies (MIST) offer improved safety and preservation of sexual function, but generally at the cost of reduced efficacy compared with TURP.



## **BASIC LAPAROSCOPIC SKILLS WORKSHOP FOR SURGICAL TRAINEES**

Reinforcing our dedication to structured surgical training, SLAMADS conducted the Basic Laparoscopic Skills Workshop for Surgical Trainees in October 2025 at the Skills Laboratory of the College of Surgeons. This was the 19<sup>th</sup> addition to the long-running programme, reflecting the sustained success of the workshop and the enduring contribution of SLAMADS to surgical education in Sri Lanka.





This workshop has now been established as a mandatory prerequisite for surgical trainees appearing for the MD in Surgery Examination, underscoring its pivotal role in ensuring foundational competency in laparoscopic surgery. To support uniformity and maintain high standards across training centres, a comprehensive course manual has been developed to standardise teaching and assessment.



# SLAMADS AT SRI LANKA SURGICAL CONGRESS 2025



SLAMADS played a key role in the success of the College of Surgeons Annual Academic Sessions, organising a diverse and engaging programme.

We conducted a highly impactful Pre-Congress Workshop focusing on Hepato-Pancreato-Biliary, Upper Gastrointestinal, and Colorectal Surgery, followed by four well-attended Breakfast Sessions on critical topics; "Safe Cholecystectomy", "The Unwell Patient after Bowel Anastomosis", "Hiatal Dissection" and "Esophagus."

# SLAMADS AT SRI LANKA SURGICAL CONGRESS 2025



A major highlight was a dynamic debate on the timely topic: "Robotic Surgery will replace Conventional Laparoscopy in the near future." The session featured compelling arguments from proponents Dr. Jim Khan (UK), Dr. Mehan Siriwardena (Australia), and Dr. Sujith Wijerathne (Singapore), and the opponents, led by Dr. Tan Arulamparam (UK), Prof. Sumudu Kumarage, and Dr. Rasitha Manatunga, President, SLAMADS. The debate was expertly mediated by Prof. Mohan De Silva and Prof. Bawantha Gamage.



Our dedicated SLAMADS Symposium, titled "Overcoming Barriers: Developing Laparoscopic Surgery in resource-limited peripheral hospitals in Sri Lanka," featured presentations from Dr. Dhammike Rasnayake, Dr. Rajiv Nirmalasingham, Dr. M. A. C. Lakmal, and Dr. Senal Madagedara. To foster actionable change, officials from the Ministry of Health were invited, and the session was chaired by Prof. Bawantha Gamage and Dr. Rasitha Manatunga.



# BASIC LAPAROSCOPIC SKILLS COURSE FOR MEDICAL OFFICERS

## VAVUNIYA – NOVEMBER 2025



A one-day workshop on 'Basic Laparoscopic Skills for Medical Officers' was conducted by SLAMADS at DGH Vavuniya on the 17th November 2025. More than 30 enthusiastic medical officers from hospitals across the Northern Province participated in this event.

The programme included a well-structured lecture series covering all essential aspects of laparoscopic surgery, followed by hands-on laparoscopic training using simulators.

Participants were able to gain valuable immersive and practical training via the simulators, replicating real-time experience.

The event was expertly coordinated by Dr. G. Rajiv Nirmalasingham and graced by the eminent pioneer of laparoscopic surgery in Sri Lanka, Dr. K. J. L. Fernando, together with the President of SLAMADS, Consultant Oncosurgeon Dr. Rasitha Manatunga.

# BASIC LAPAROSCOPIC SKILLS COURSE FOR MEDICAL OFFICERS

## VAVUNIYA - NOVEMBER 2025

The course was further enhanced by valued contributions from numerous esteemed surgeons from the region, including Dr. Balasundram Prashanthan, Dr. K. Jayanthan, Dr. G. Sritharan, Dr. Bishman Thevarjah, Dr. V. Varanitharan, Dr. R. C. Andrew Arunan, Dr. Mahee Dissanayake, and Dr. A. Anniestan, who shared their proficient expertise and insights with the enthusiastic attendees.

This was the inaugural workshop on laparoscopic surgery held at DGH Vavuniya, representing a significant milestone of continuous professional development within the hospital. The administration and stakeholders of DGH Vavuniya provided unwavering support and were integral to the success of this programme. The workshop concluded with encouraging and positive feedback from all participating medical officers.



# BASIC LAPAROSCOPIC SKILLS COURSE FOR MEDICAL OFFICERS

## RATNAPURA – DECEMBER 2025

Another chapter of the Basic Laparoscopic Skills Course for Grade Medical Officers, was successfully held on the 17th December 2025, at TH Ratnapura.

The workshop was conducted with the endorsement of Dr. Percy Dias, the President of the Ratnapura Clinical Society. Dr. K. L. Fernando and Prof. Bawantha Gamage, together with the President of SLAMADS, Dr. Rasitha Manatunga, spearheaded the workshop while highlighting the history of laparoscopic surgery, and sharing insights on the practical aspects of minimal access surgery.

The course was further enriched with contributions from Dr. Buddhika Thilakarathna, Dr. Rukman Sanjeewa, Dr. Bishman Thevarajah and Dr. Sasindu De Silva, who delivered comprehensive and impactful lectures, tailor-made for medical officers.



Dr. K. L. Fernando  
Elaborating the history of laparoscopy



On a special note, theatre nursing officers also participated in this course, which was a first in this course series since its inception. As it was highly appreciated by the nursing staff, it was recommended to continue this for future programmes.



Dr. Rukman Sanjeewa  
Elucidating instrument handling  
and dissection

Hands-on training was one of the core components of the workshop, featuring sessions of instrument handling and clinical procedures on endo-trainers. The interactive sessions garnered active engagement from all participants.



The workshop was coordinated by Dr. Maheesha Kulasinghe, Dr. Nuwanthika Karunaratna and Dr. Nuwan Chanaka Arachchige, along with the other surgeons who attended the event.



Prof. Bawantha Gamage  
Illustrating laparoscopic setup

The course concluded as a resounding success, a triumph attributed to the dedicated coordinators, and the supportive administration of TH Ratnapura.



# ROBOTICS ERAS+ AI AND DIGITAL

SLAMADS, in collaboration with the College of Surgeons of Sri Lanka, successfully organised an academic session titled "Robotics, ERAS+ AI & Digital" on the 12th November 2025 at the College of Surgeons of Sri Lanka. The session was conducted in a hybrid format, with participants attending both in person and online.

The session was delivered by Mr. Arun Ariyaratnam, Consultant in Robotic Oesophago-Gastric and Bariatric Surgery, and Honorary Lecturer and Fellow at the Peninsula School of Medicine, University Hospitals Plymouth NHS Trust, United Kingdom.

Drawing on his extensive experience in advanced robotic surgery, Mr. Ariyaratnam provided valuable insights into the rapidly evolving role of robotics, artificial intelligence, and digital technologies in contemporary surgical practice.

This academic session reaffirmed SLAMADS' commitment to promoting knowledge exchange, innovation, and capacity building, as Sri Lanka continues to embrace the future of robotic, AI-driven, and patient-centred surgical care.

# MONTHLY WEBINARS

SRI LANKA ASSOCIATION OF MINIMAL ACCESS AND DIGITAL SURGEONS

SLAMADS

LIVE WEBINAR

## MANAGEMENT OF PRIMARY AND SECONDARY LIVER MALIGNANCIES

**Mr. Ricky Bhogal**  
PHD, FRCS  
Consultant HPB Surgeon with special focus on Minimally Invasive & Robotic Surgery  
Royal Marsden Hospital  
Examiner - Royal College of Surgeons  
Reader & Co-lead Upper GI Surgical Oncology Group

CLICK HERE FOR ZOOM LINK!

AUGUST 3RD, 2025  
8PM  
zoom platform

SCAN ME!

## AUGUST 2025

### MANAGEMENT OF PRIMARY AND SECONDARY LIVER MALIGNANCIES

**Mr Ricky Bhogal**

Consultant HPB Surgeon with special focus on Minimally Invasive and Robotic Surgery  
Royal Marsden Hospital

## OCTOBER 2025

### MINIMALLY INVASIVE TECHNIQUES IN PLASTIC SURGERY

**Dr Kavinda Rajapakse**

Consultant Plastic, Reconstructive and Aesthetic Surgeon  
Army Hospital Colombo

SLAMADS

## MINIMALLY INVASIVE TECHNIQUES IN PLASTIC SURGERY

Live Webinar

**12<sup>th</sup> October, 2025**  
At 8:00 pm

Via Zoom Platform

Click here for the zoom link

<https://us02web.zoom.us/j/87951506176?pwd=SM4mizGV3ckTYmDQDJCENAp7669.1>

**Dr.Kavinda Rajapakse**  
MBBS, MD, MRCS, FCSL  
Consultant Plastic, Reconstructive and Aesthetic Surgeon  
Army Hospital Colombo

Organized by Sri Lanka Association of Minimal Access and Digital Surgeons

## December 2025

### MODERN IMAGE GUIDED TREATMENT OF HEPATOCELLULAR CARCINOMA

**Dr Chinthaka Appuhamy**

Senior Lecturer and Consultant Radiologist  
Faculty of Medicine  
University of Kelaniya

MODERN IMAGE-GUIDED TREATMENT OF HEPATOCELLULAR CARCINOMA

Ablation, Embolization and Beyond

**DR CHINTHAKA APPUHAMY**  
MBBS (Colombo), MD (Rad), MMed (Singapore)  
EBIR, FRCR (UK)  
European Board of Interventional Radiology (EBIR)  
Senior Lecturer and Consultant Radiologist  
Faculty of Medicine,  
University of Kelaniya

Date - 14<sup>th</sup> of December 2025  
Time - 8.00 pm onwards

Zoom link - <https://us02web.zoom.us/j/84896696624?pwd=GhkbMhxoFaPpFnlWEstoxWk9W1>

SRI LANKA ASSOCIATION OF MINIMAL ACCESS AND DIGITAL SURGEONS



In keeping with its commitment to fostering innovation and healthy competition, SLAMADS organised its first-ever laparoscopic video competition titled “SLAMADS i-Scope.” Open to surgical teams across Sri Lanka, the competition attracted approximately 15 high-quality submissions, reflecting the growing interest and expertise in minimally invasive surgery nationwide.

An esteemed panel of judges comprising Prof. Chelliah Selvasekar (United Kingdom), Dr. Varghese C. J. (India), and Dr. K. L. Fernando shortlisted the top five videos, which were showcased during a dedicated one-hour session at the Sri Lanka Surgical Congress.

The session emerged as a highly engaging and educational highlight of the scientific programme, underscoring SLAMADS’ ongoing commitment to promoting excellence, innovation, and academic exchange in minimally invasive surgery.

#### The award winners were:

- First Place:
  - **Dr. M. A. C. Lakmal** – Laparoscopic total proctocolectomy with ileo-anal pouch creation
- Second Place
  - **Dr. Dammika Rasnayake** – Video-assisted thoracoscopic lobectomy for bleeding secondary to pulmonary trauma in a 10-year-old boy
- Third Place
  - **Dr. Kanchana Wijesinghe and Dr. Kasun Ranaweera** – Minimally Invasive latissimus dorsi muscle harvesting

**The videos are available online on the SLAMADS YouTube channel**  
**[www.youtube.com/@slamads5519](http://www.youtube.com/@slamads5519)**